

SEI Liquid Alternative Fund

Q1 2025

This is a Marketing Communication

Please refer to the prospectus of the UCITS, the KIID and PRIIPS KID before making a final investment decision.

Refinitiv Lipper Fund Awards, ©2023 Refinitiv. All rights reserved. Used under license.

the hedge fund journal
**UCITS Hedge
Awards
2022**

**Hedge Fund Replication
Best Performing Fund over 5 Years**
SEI Global Master Fund PLC - SEI Liquid
Alternative Fund
(SEI)



**REFINITIV LIPPER
FUND AWARDS**

**2023 WINNER
THE SEI LIQUID ALTERNATIVE FUND**

**BEST ALTERNATIVE MULTI STRATEGIES
FUND OVER 3 AND 5 YEARS**

**EUROPE | FRANCE | GERMANY
SWITZERLAND | UNITED KINGDOM**



Our mission.

We seek to extract diversified sources of alpha from alternative investment strategies and deliver them in a lower-cost daily liquid UCITs vehicle.

What

Absolute returns over a full market cycle from a combination of Strategic Alpha and Tactical Alpha. The Fund seeks to deliver cash+5% on a gross basis.

Why

Because a **key driver** of returns/alpha for alternative investments is **dynamic asset allocation** across broad asset classes (Equities, Fixed Income, Currencies).

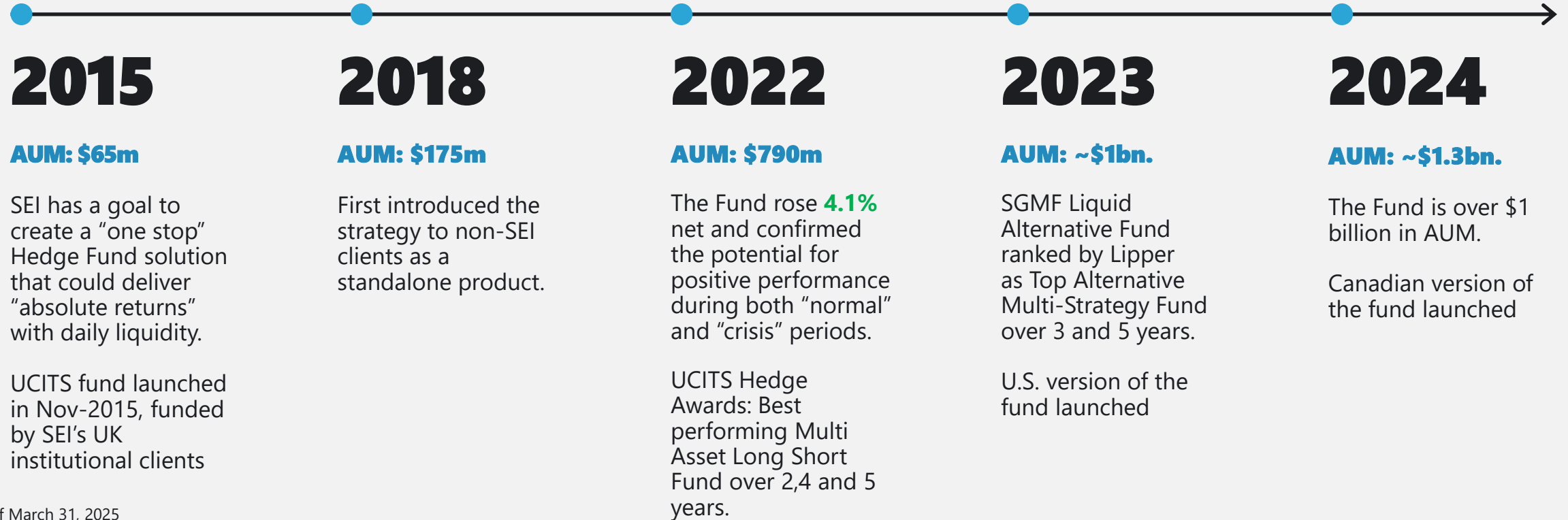
How

Seeks to replicate a substantial portion of pre-fee returns of a target portfolio of alternative investments and seeks to outperform through lower fees and trading efficiencies.



The scenarios presented are an estimate of future performance based on evidence from the past on how the value of this investment varies, and/or current market conditions and are not an exact indicator. What you will get will vary depending on how the market performs and how long you keep the investment/product. Investment may lead to a financial loss if no guarantee on the capital is in place.

Liquid alternative product timeline.



* As of March 31, 2025
SGMF= SEI Global Master Fund PLC




Past performance does not predict future returns. Returns may increase or decrease as a result of currency fluctuations.

What are liquid alternative investments?

Liquid alternatives combine the performance potential of alternative investments with the liquidity of traditional mutual funds.


Source: SEI.



Quick facts.

- Highly liquid and transparent: only trade listed futures
- UCITS
- Low and transparent fees
- Diversification benefits:
 - Can be long or short in any market depending on conditions
 - Lower equity correlation than the average hedge fund

Source: SEI.



Defining liquidity ranges in alternatives.

Liquidity by investment type

Liquid

Mutual funds

ETFs

Future contracts

SEI's liquid alternative fund

Semi-liquid

Hedge funds

Illiquid

Private equity funds

Private real estate

Source: SEI.



Bringing the benefits of hedge funds to average investors.

	Traditional hedge funds	SEI Liquid Alternative Fund
Investment minimums	High – often \$1M or higher	Low – as little as \$500
Fees	Performance fees and other fees (e.g. 2% management fee and 20% performance fees)	No performance fees
Ease of trading	Monthly, quarterly, or annual redemptions	Daily liquidity
Operational burden	Lengthy offering memorandums and subscription documents	Standard mutual fund transaction

Source: SEI.



Defining hedge fund replication: Composition of hedge fund returns.



Slow moving, "Strategic" Market Exposures

6-24 months

- Equities vs bonds
- US vs. International
- Growth vs. Value
- Large vs. Small



Fast moving, "Tactical" Market Exposures

2 weeks to 6 months

- Bonds long/short
- FX long/short
- Equity indices long/short
- Commodities long/short



Security selection


Returns that may be captured through replication

Source: SEI.



Returns generation.

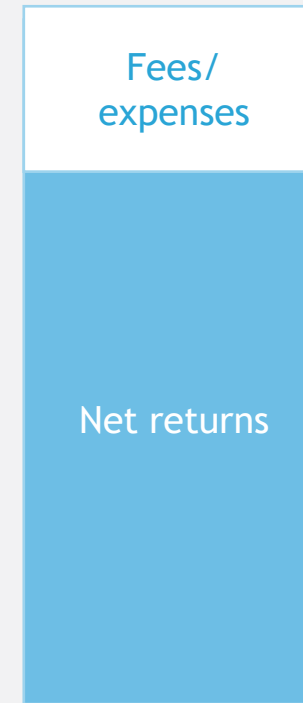
Hedge funds



Competitor UCITS
Liquid alternative
funds



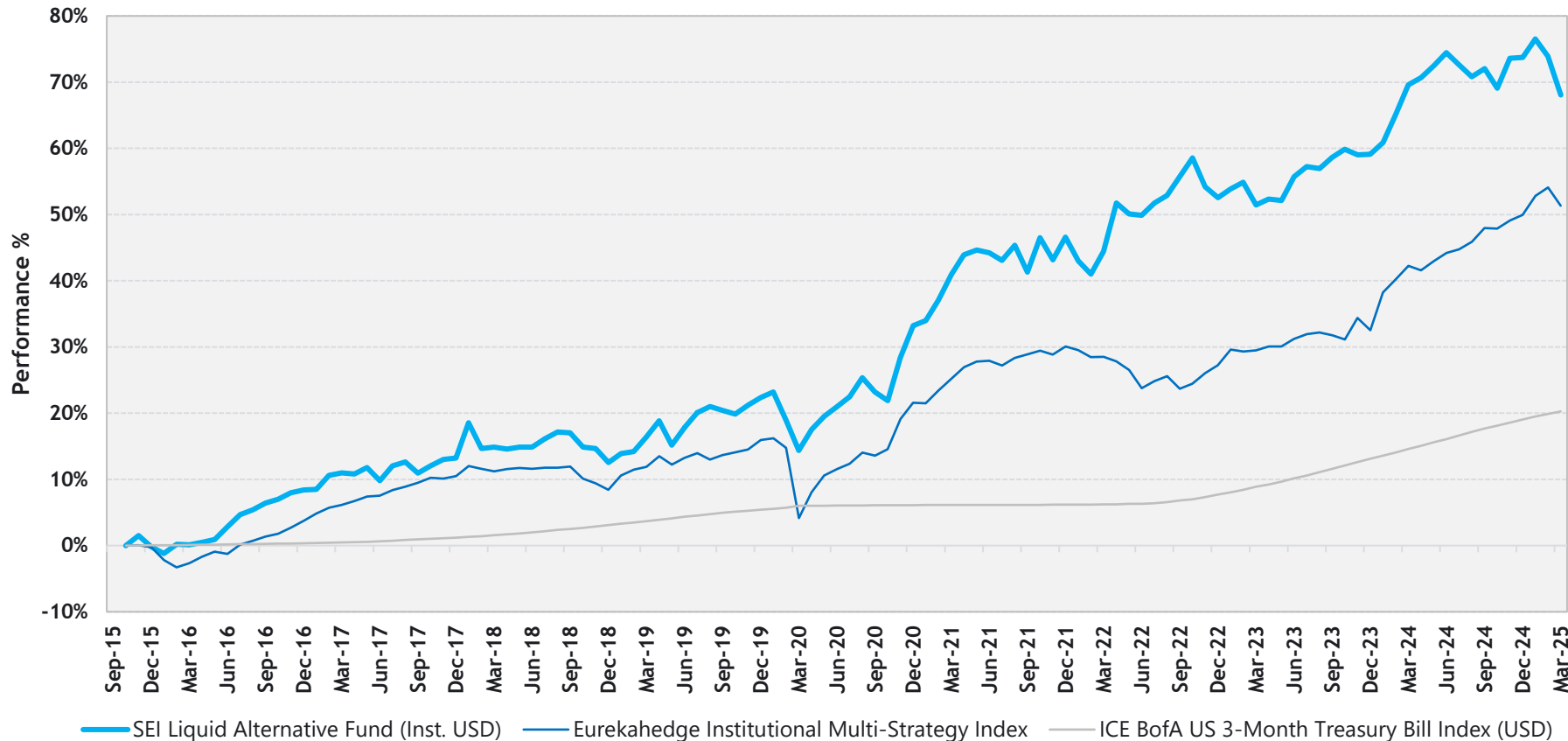
SEI Liquid
Alternative Fund
replication



For Illustrative Purposes. Source: DBi.

Our Performance.

Since inception, our original USD share class has outperformed the EurekaHedge Institutional Multi-Strategy Index with lower drawdowns and ranks among the top performing multi-strategy UCITS hedge fund products.



16/11/15 to 31/03/25 (113 months)	SEI Liquid Alternative Fund (Inst. USD)	EurekaHedge Inst. Multi-Strategy	ICE BofA US 3-Month Treasury Bill Index
CAGR	5.67%	4.51%	1.98%
Volatility	6.12%	4.70%	0.55%
Cumulative Return	68.07%	51.69%	20.28%
Max Drawdown	-7.18%	-10.36%	0.00%
Sharpe Ratio	0.62	0.55	0.00
Beta to MSCIWN	0.22	0.24	0.00
Alpha to MSCIWN	1.79%	0.43%	0.06%



Data as of 31st Mar 2025. Sources: Bloomberg, ICE BofA, EurekaHedge and DBi. Currency: USD. USD Institutional Distributing share class. Fees are 0.15% per annum. Other share classes available on request. Cumulative past performance does not predict future returns. Index returns are for illustrative purposes only and do not represent actual fund performance. Index performance returns do not reflect any management fees, transaction costs or expenses. Indices are unmanaged and one cannot invest directly in an index. Past performance does not predict future returns. Returns may increase or decrease as a result of currency fluctuations. The SGMF Liquid Alternative Fund is actively managed and is not managed in reference to any benchmark. The comparative indices shown are used for performance comparisons only. Inception date of the Fund as of 13th November 2015. Further information is available on request.

Our Performance.

Net quarterly returns (USD Institutional Dist*). Fund inception : 13 November 2015.

Year	Q1	Q2	Q3	Q4	Full Year*	Eurekahedge Inst. Multi-Strategy	ICE BofA
2015	-	-	-	-	-0.2%	-0.2%	0.0%
2016	0.3%	2.7%	3.5%	1.9%	8.6%	4.0%	0.3%
2017	2.4%	-1.1%	1.0%	2.1%	4.5%	6.5%	0.9%
2018	1.5%	0.0%	1.9%	-3.8%	-0.6%	-1.9%	1.9%
2019	3.5%	1.2%	2.2%	1.6%	8.7%	6.9%	2.3%
2020	-6.5%	5.8%	1.8%	8.2%	8.9%	4.8%	0.7%
2021	5.8%	2.3%	-2.0%	3.7%	10.0%	7.0%	0.0%
2022	-1.5%	3.8%	3.9%	-2.1%	4.1%	-2.2%	1.5%
2023	-0.7%	2.8%	1.9%	0.3%	4.3%	7.4%	5.0%
2024	6.6%	2.9%	-1.4%	1.0%	9.2%	9.5%	5.3%
2025	-3.3%				-3.3%	0.7%	1.0%



Source: SEI, Eurekahedge, ICE BofA as of 31st Mar 2025. The data refers to past performance. Past performance does not predict future returns. *Representing the USD Institutional Distributing Share Class. This share class is not available to retail investors and is included only for reference purposes to demonstrate longer term performance patterns. The share classes that are available to retail investors contain higher fees as per the included fee table.

SEI's Liquid Alternative Fund marries strategic and tactical approaches.

Slow-moving, strategic exposures

(6-24 months)

Seeks to replicate 50 leading hedge fund strategies

Event driven

Position for corporate action outcomes

Relative value

Profit from mispricing of related securities

Equity hedge long/short

Bet on equities moving up or down in price.



Fast-moving, tactical exposures

(2 weeks - 6 months)

Seeks to replicate 20 leading managed futures funds

Crisis alpha; Captures downside trends

Invest in interest rates, stock market indices, and foreign currency futures.

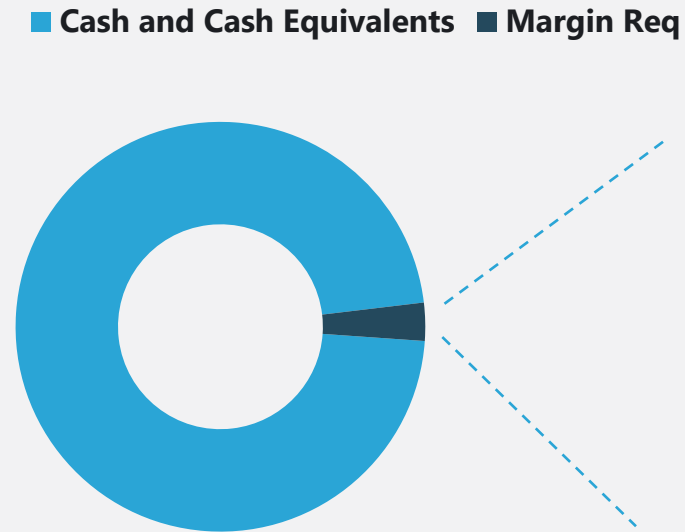


The scenarios presented are an estimate of future performance based on evidence from the past on how the value of this investment varies, and/or current market conditions and are not an exact indicator. What you will get will vary depending on how the market performs and how long you keep the investment/product. Investment may lead to a financial loss if no guarantee on the capital is in place.

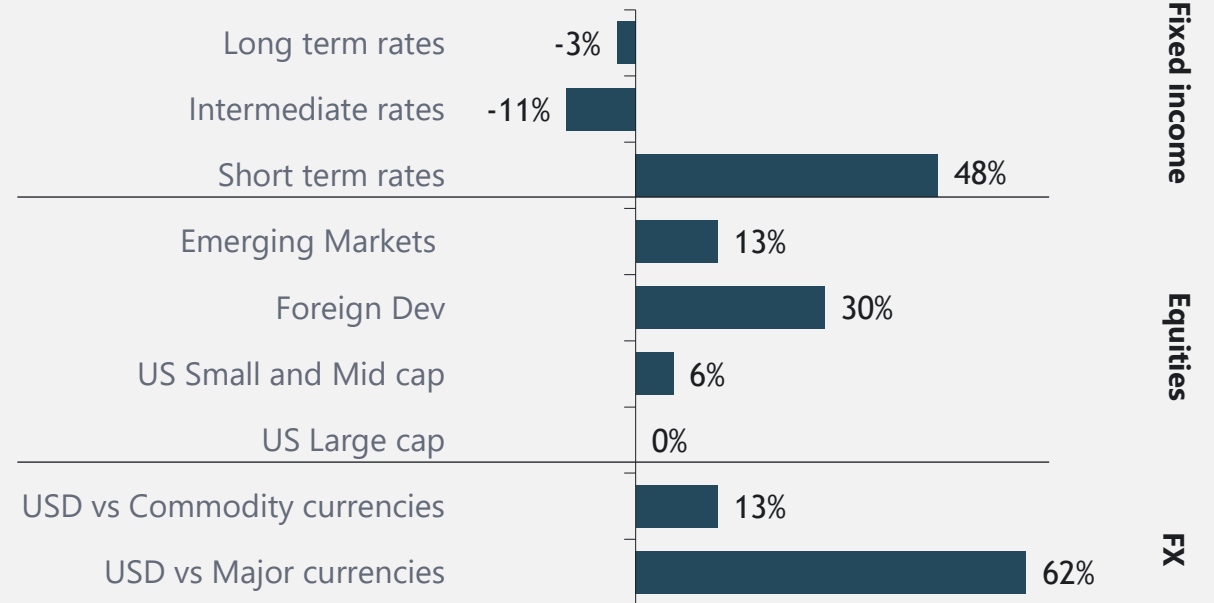
Our replication approach

In a daily liquid fund, we believe that liquidity management is paramount to avoid asset-liability issues like gating, or suspension of redemptions.

Vanilla futures contracts are typically highly liquid, historically even during periods of acute market stress, and have minimal counterparty risk.



Notional Exposure (Futures contracts)

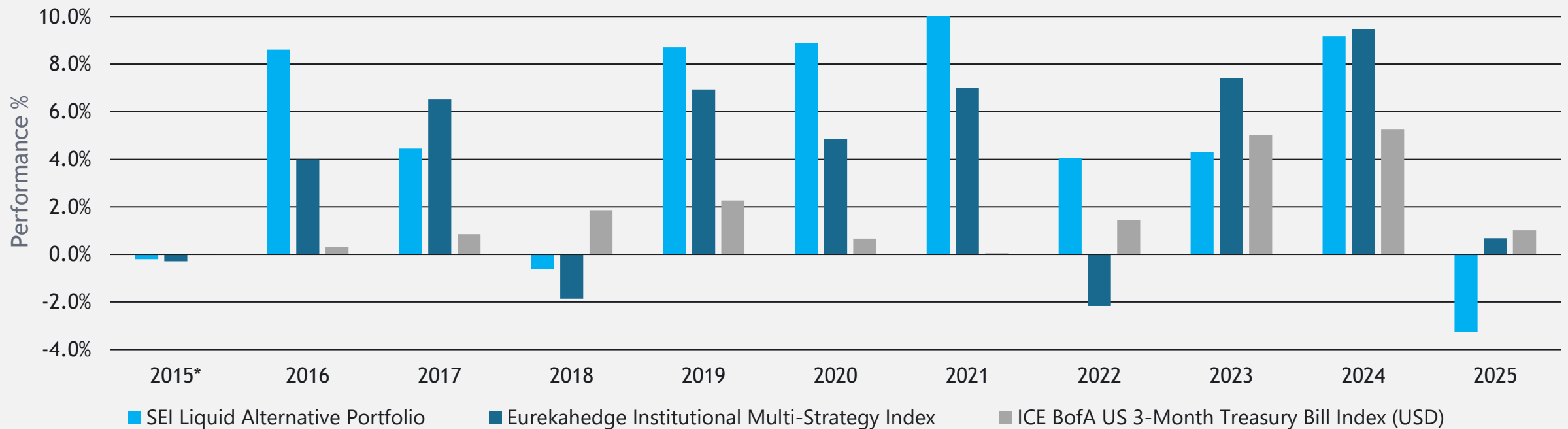


Data as of 31st Mar 2025. Source: DBi.



... Has the Potential for “Absolute Returns” Over a Market Cycle

Performance by Calendar Year



Data as of 31st Mar 2025. Source: ICE BofA, Eureka Hedge, DBi. Cumulative past performance does not predict future returns. Hypothetical performance constructed using out of sample data with a model that is substantially similar to the live model at launch. The Fund referred to within this presentation is not managed against the indices shown in this slide or elsewhere in this presentation or against any other benchmark. This is an active fund which is not managed in relation to any benchmark. This data is being shown for illustrative purposes only. The index is not representative of the entire population of CTAs or hedge funds. The index's performance may not be indicative of any individual CTAs or hedge funds. Mix of hypothetical and live data. Fund inception 13 Nov 2015.

Share Classes.

	HEDGED GBP WEALTH A DISTRIBUTING	USD WEALTH P DISTRIBUTING	USD WEALTH P ACCUMULATING	USD INSTITUTIONAL+H DISTRIBUTING	USD INSTITUTIONAL+H ACCUMULATING	HEDGED EURO WEALTH P ACCUMULATING	HEDGED CHF WEALTH P ACCUMULATING
Bloomberg Ticker	SLAHWAD	SLAUWPD	SLAUSWP	SLAUIHD	SLAUINH	SLAHEWP	SLAHGCP
ISIN	IE00BYXVWG74	IE00BF51KX58	IE00BF51KW42	IE00BF51KV35	IE00BF51KT13	IE00BYWSZH19	IE000I09NCB1
Management Fee	0.75%	0.93%	0.93%	1.65%	1.65%	0.93%	0.93%
Performance Fee	None	None	None	None	None	None	None
Rebate	None	None	None	0.75%	0.75%	None	None
TER / OCF	0.87%	1.05%	1.05%	1.69%	1.69%	1.08%	1.08%
Entry charge	0%	0%	0%	0%	0%	0%	0%
Discretionary Exit Charge	Up to 3%	Up to 3%	Up to 3%	Up to 3%	Up to 3%	Up to 3%	Up to 3%
Subscription/Redemption Frequency	Daily	Daily	Daily	Daily	Daily	Daily	Daily
Minimum Investment	N/A	N/A	N/A	N/A	N/A	N/A	N/A



Data as of 31st Mar 2025. Source: SEI.

Who we are.

Helping clients more intelligently deploy their capital to grow their business.



USD \$1.6 trillion in
AUM & AUA*



Approximately
5,100 employees
across the globe*



Clients include 8 of the top 20 U.S.
banks and 43 of the top 100 asset
managers worldwide*

*As of Dec. 31, 2024, through its subsidiaries and partnerships in which the company has a significant interest, SEI manages, advises, or administers approximately \$1.6 trillion in hedge, private equity, mutual fund, and pooled or separately managed assets. Number of employees is approximate and is as of Dec. 31, 2024. Bank client and investment manager client statistics are as of 2023 and collected by American Bankers Association and Pensions & Investments.



Source: SEI.

How we do it.

Operate on a global scale.

Offices in:

U.S.
Canada
U.K.
Ireland
India
Luxembourg
South Africa



Disclaimer.

This is a marketing communication. Please refer to the prospectus of the UCITS, KIID and PRIIP KIDs before making a final investment decision. Currency fluctuations may cause returns to increase or decrease.

Important Information

The Fund is actively managed.

This communication is provided on a confidential basis and does not constitute an offer to sell or an offer to buy. This document is not to be interpreted as tax, investment, or legal advice and is not contractually binding. In the event of any inconsistencies between this document and the legal documents of the Fund, the descriptions and terms in the Fund's legal documents shall prevail.

Estimates, trends, targets, forecasts, illustrations or opinions are based on SEI's subjective opinions only at the date of publication and are subject to change. SEI makes no representation or warranty as to the accuracy of any information contained herein.

Please refer to the Fund documents including the Prospectus and Key Investor Information Document (KIID) for more information. The Prospectus, KIID and PRIIP KIDs are available from [Fund documents | SEI \(seic.com\)](#) in English.

If the management company decides to terminate its arrangement for marketing the fund in any EEA country where it is registered for sale it will do so in accordance with the relevant implementation of the UCITS directive (2009/65/EC).

A summary of investor rights are available from [Fund documents | SEI \(seic.com\)](#) in English.

All information contained herein is as of 03/2025 unless otherwise indicated.

This document contains confidential information. Your acceptance of this document constitutes your agreement that you will not disclose, copy, or use the information for any other purpose than to assess the Fund, and that you will promptly return the document at the request of SEI Investments (Europe) Ltd.

Country Notice for the United Kingdom

This document is issued in the United Kingdom by SEI Investments (Europe) Ltd ("SEI"), 1st Floor, Alphabeta, 14-18 Finsbury Square, London, EC2A 1BR (Company registration number 03765319), which is authorised and regulated in the United Kingdom by the Financial Conduct Authority under Firm reference number 191713. This document is only directed at professional clients or eligible counterparties under the Financial Services Markets Act 2000 (Financial Promotion) Order 2005.

SEI Global Master Fund PLC is structured as an open-ended investment companies with variable capital and with segregated liability between its sub-funds and has been established and is authorised as an EEA UCITS (in accordance with the EU UCITS Directive) in Ireland. The Fund is a sub-fund of SEI Global Master Fund PLC. The Fund has been notified to the Financial Conduct Authority of the UK (the "FCA") for the purposes of the temporary marketing permissions regime in the United Kingdom and therefore is considered to be a recognised collective investment scheme for the purposes of the Financial Services and Markets Act 2000 of the United Kingdom ("FSMA").

Notice to Investors in the EEA

In the EEA, this Document is issued by SEI Investments (Europe) Ltd ("SEI"), 1st Floor, Alphabeta, 14-18 Finsbury Square, London, EC2A 1BR (Company registration number 03765319), which is authorised and regulated in the United Kingdom by the Financial Conduct Authority under Firm reference number 191713 SEI Investments (Europe) Ltd.

In relation to each member state of the EEA (each a "Relevant State"), this Document may only be distributed to the extent that: (1) the certain share classes of the Fund are permitted to be marketed to professional investors in accordance with the UCITS Directive (2009/65/EC); or (2) this Document may otherwise be lawfully distributed (including at the initiative of the investor).

In relation to each Relevant State which, at the date of this Document, has not implemented the UCITS Directive, this Document may only be distributed to the extent that certain share classes may lawfully be offered in that Relevant State (including at the initiative of the investor).

Global Disclaimers

[Please click here](#) for a full list of global disclaimers where we are looking to market the Fund.



